

# St. Andrews Scots School

Adjacent Navniti Apartment , Patparganj, Delhi-110092

Session: 2025-2026

Class: III

Lesson -6

Subject: Science

## Organ and Organ System

- Reading of the chapter
- Explanation (will be done in class)

### (Textbook Exercises)

#### **A. Tick the correct answer**

1. (c) Heart
2. (a) 206
3. (a) Excretory system
4. (b) Left

#### **B. Fill in the blanks**

1. Small intestine
2. Circulatory
3. Bones
4. Skull, ribcage

#### **C. Circle the odd one out**

1. Brain
2. Windpipe
3. Heart
4. Sweat

#### **D. Write True or False**

1. True
2. False
3. False
4. True



(Notebook Work)

**New Words**

1. Organ System
2. Cells
3. Tissue
4. Skeleton
5. Digestion
6. Blood vessels
7. Spinal cord
8. Nerves
9. Saliva
10. Urinary bladder

**Short answer questions**

1. Define cell.

**Ans.** The cell is the smallest and most important unit of our body.

2. Name the organ that pumps blood to all parts of the body ?

**Ans.** Heart

3. Name the organs of the excretory system?

**Ans.** Kidney, ureters, urinary bladder and urethra.

4. What is digestion?

**Ans.** Digestion means to break down food into simpler form so that it can be used by the body.

**Long answer questions**

1. Name the organs of nervous system and explain the function of each.

**Ans.** Brain- controls all the actions and reactions of the body.

Spinal cord – connects all parts of the body.

Nerves- carry message to and from the brain.



## **2. How does the skeleton help us?**

**Ans.** The skeleton help us in many ways -:

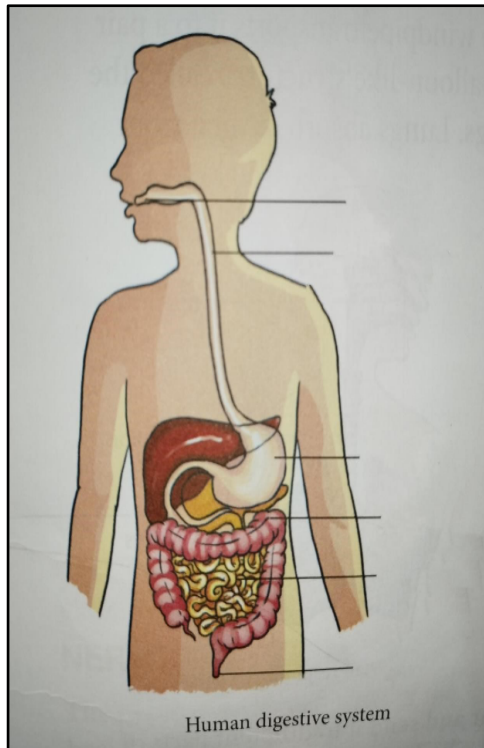
- a) It gives shape and support to our body.
- b) It protects internal organs.
- c) It help us to move.

## **2.How does the circulatory system work inside our body?**

**Ans.** Blood helps to transport food and oxygen in our body. Heart pumps the blood and blood vessels carry the blood to all parts of the body .

## **3.Label the parts of digestive system .**



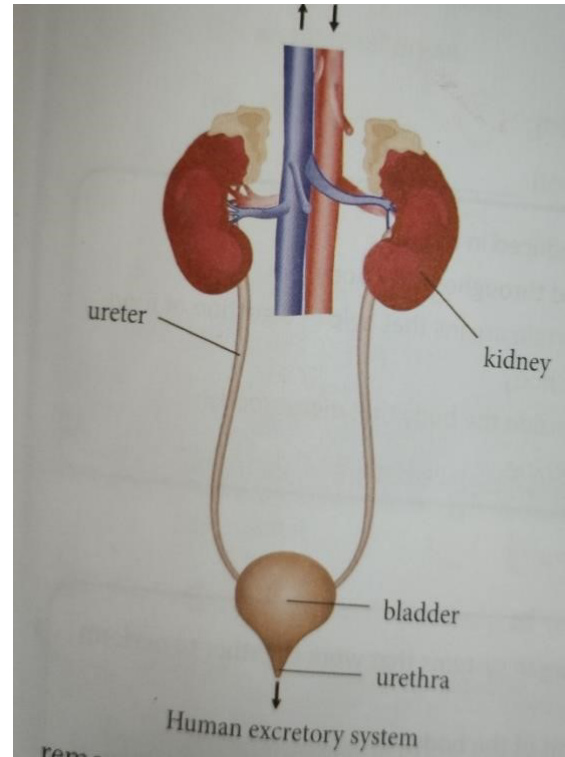
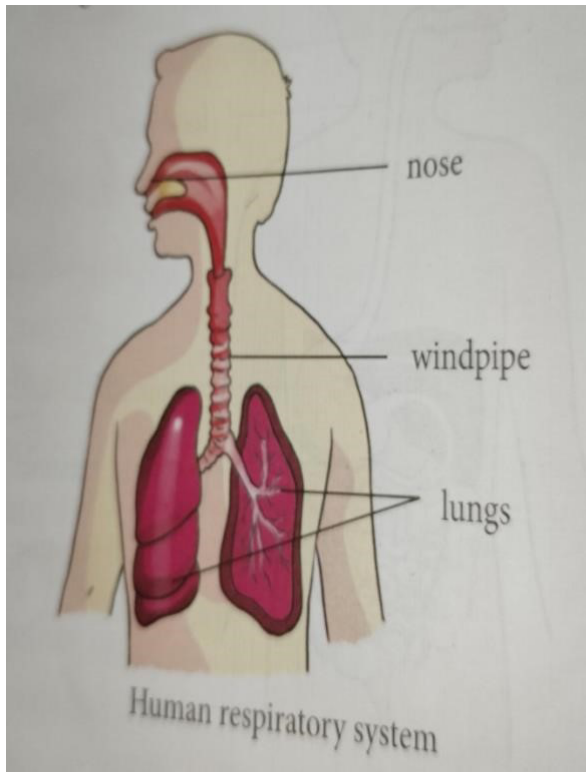


### Diagrams

Draw the neat and well labelled diagram of:

1. Human Respiratory System
2. Human Excretory System





### Activity

Collect and paste the pictures of **five sense organs** (eyes, ear ,nose, tongue and skin) in your science notebook.

